

Project Name
Conditional Assessment Survey



SITE IMPROVEMENTS

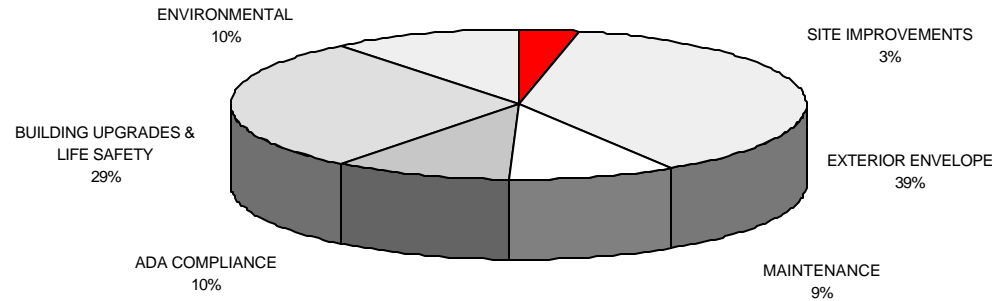
Sitework includes new paving, sidewalks, landscaping fencework etc.

TOTAL SITE

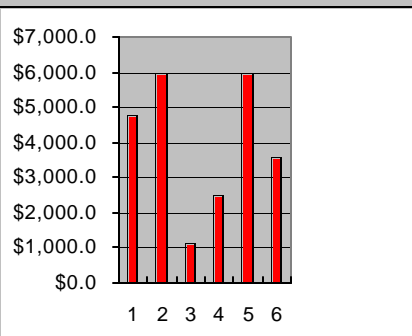
\$50,275.0

SITE AS A % OF TOTAL COST

3%

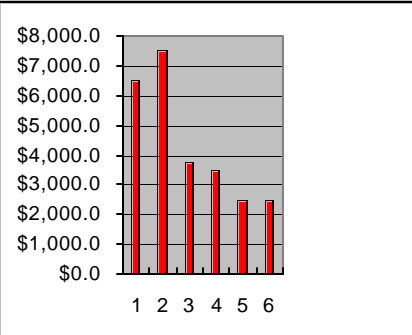


	PAVING						ESTIMATED TOTAL COST (\$)
	ASPHALT (SF)	CONCRETE (SF)	STRIPING (LF)	CURBS (LF)	SIDEWALKS (SF)	PAVERS (SF)	
ITEM	1	2	3	4	5	6	
QUANTITY	1200	1000	1500	250	1000	450	
UNIT COST	\$4.00	\$6.00	\$0.75	\$10.00	\$6.00	\$8.00	
COST	\$4,800.0	\$6,000.0	\$1,125.0	\$2,500.0	\$6,000.0	\$3,600.0	\$24,025.00
C.S.I.	1500	2520	2840	2522	2524	2515	



Item	Unit Cost
1	\$4.00
2	\$6.00
3	\$0.75
4	\$10.00
5	\$6.00
6	\$8.00

	LANDSCAPING						ESTIMATED TOTAL COST (\$)
	CHAIN LINK FENCE (LF)	WROUGHT FENCE (LF)	TREES (EA.)	SOD (SF)	SHRUBBERY (EA)	FLOWERS (SF)	
ITEM	1	2	3	4	5	6	
QUANTITY	650	500	5	1000	10	500	
UNIT COST	\$10.00	\$15.00	\$750.00	\$3.50	\$250.00	\$5.00	
COST	\$6,500.0	\$7,500.0	\$3,750.0	\$3,500.0	\$2,500.0	\$2,500.0	\$26,250.00
C.S.I.	2830	2832	2950	2930	2952	2954	



Item	Unit Cost
1	\$10.00
2	\$15.00
3	\$750.00
4	\$3.50
5	\$250.00
6	\$5.00